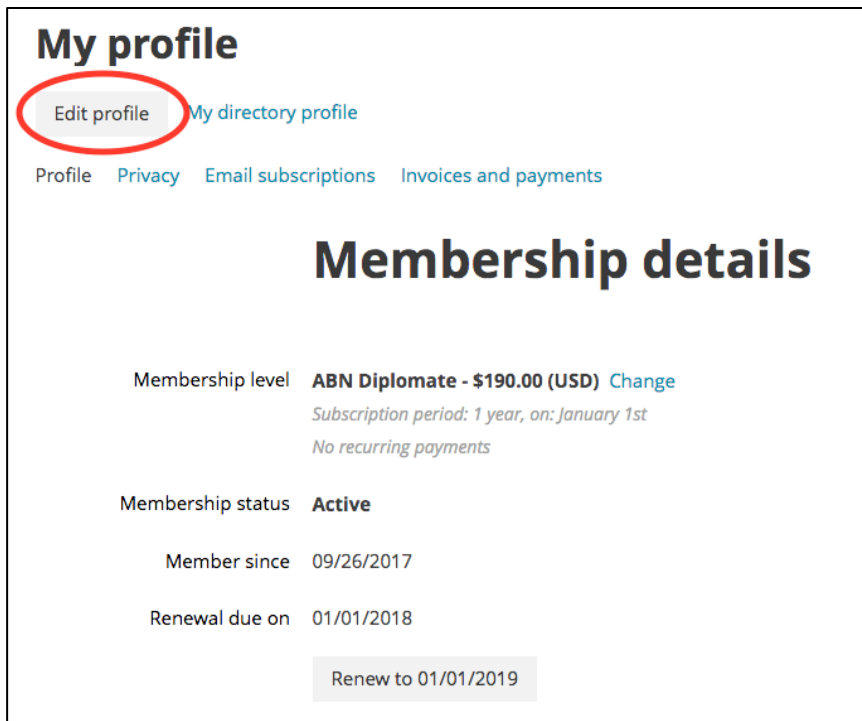
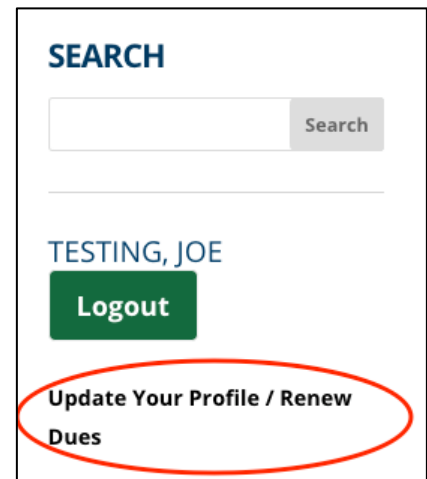


ABN Diplomates & ACPN Affiliates – Updating Profile Revised Fall 2019

Step #1:

When logged in, click:

“Update Your Profile / Renew Dues”



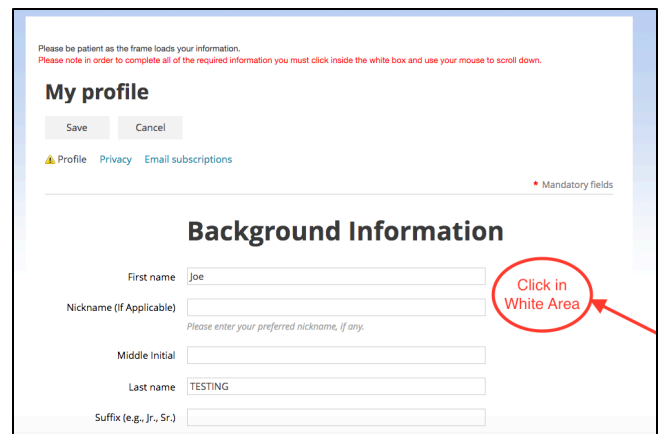
Step #2:

Click “Edit Profile.” Update profile / contact information:

- Background Info
- Credentials
- Contact info
- Educational / training history

Step #3:

Click inside white area for scroll bar to appear, so you can complete all fields.



Directory Contact Information

E-mail (for Directory)

Phone (for Directory)

Street Address (for
Directory)

Suite / Bldg # (for Directory)

City (for Directory)

State (2-letter abbreviation;
for Directory)

ZIP (for Directory)

Country (for Directory)

Diplomate's Website:

Step #4:

Edit all fields until you reach the end. The last section is: Directory Contact Information

Step #5:

After editing any of your profile / contact information, click "Save" (either bottom of page or scroll to top)

My profile

Save

Cancel

[Profile](#)

[Privacy](#)

[Email subscriptions](#)